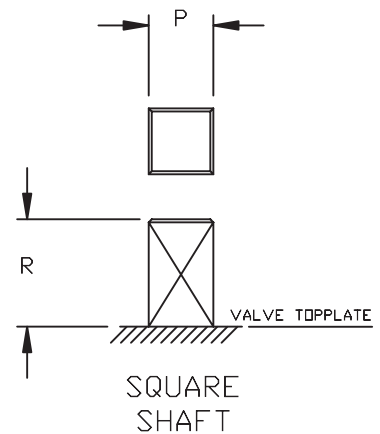
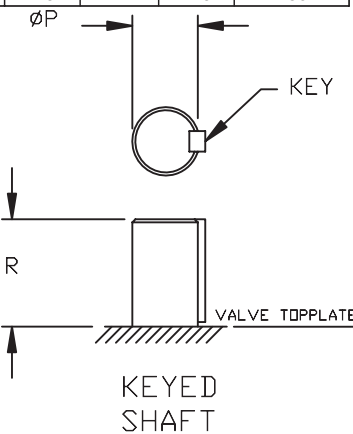
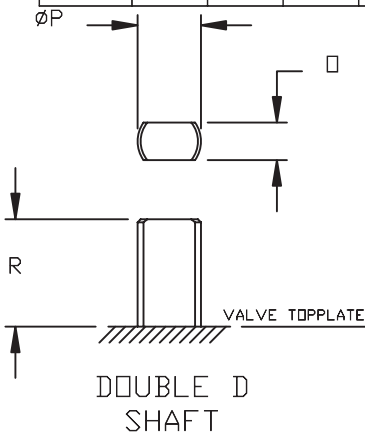


VALVE SIZE	BRAY "B"				CENTERLINE "C"			DEMCO "D"			ISO "I"	
	R	O	ØP	KEY	R	ØP	KEY	R	O	ØP	R	P SQUARE
1	1	.32	.39								.47	.433
1-1/2	1	.32	.39								.47	.433
2	1.25	.39	.55		1.25	.50	#3	1	.375	.625	.827	.551
2-1/2	1.25	.39	.55		1.25	.50	#3	1	.375	.625	.827	.551
3	1.25	.39	.55		1.25	.50	#3	1	.375	.625	.827	.551
4	1.25	.43	.63		1.25	.625	#9	1	.375	.625	.827	.551
5	1.25	.51	.75		1.25	.75	#9	1.25	.50	.838	1.063	.670
6	1.25	.51	.75		1.25	.75	#9	1.25	.50	.838	1.063	.670
8	1.25	.63	.87		1.75	.875	#9	1.38	.50	.838	1.063	.866
10	2	.87	1.18		1.75	1.125	#15	1.38	.625	.963	1.063	.866
12	2	.87	1.18		1.75	1.25	#15	1.38	.75	1.338	1.063	.866
14	2		1.38	.39	1.75	1.25	#15	1.5	1	1.5	1.45	1.06
16	2		1.38	.39	2	1.312	.312	1.5	1	1.5	1.45	1.06
18	2.5		1.97	.39 x .47	2	1.500	.375	1.5	1.219	1.751	1.45	1.06
20	2.5		1.97	.39 x .47	2.5	1.625	.375	1.5	1.219	1.751	1.92	1.41
24	4		2.5	.62	2.75	2	.500	2.5	1.5	2.375	1.92	1.41

VALVE SIZE	KEYSTONE "K"				WECO "W"			
	R	O	ØP	KEY	R	O	ØP	KEY
1	.75	.25	.375					
1-1/2	.75	.25	.375					
2	1.25	.375	.563		.625	.625	1.03	
2-1/2	1.25	.375	.563		.625	.625	1.03	
3	1.25	.375	.563		.625	.625	1.03	
4	1.25	.438	.625		.625	.625	1.28	
5	1.25	.438	.625		.625	.625	1.28	
6	1.25	.438	.625		.625	.625	1.28	
8	1.25	.500	.75		.875	.875	1.28	
10	1.25	.625	.875		.875	.875	1.28	
12	2		1.125	.250	1.125	1.125	1.28	
14	3		1.375	.312	1.125	1.125	1.28	
16	3		1.625	.375	2		2	.50
18	4.25		1.875	.50 x .375	2		2	.50
20	4.25		1.875	.50 x .375	2		2	.50
24	4.25		1.875	.50 x .375	2.5		2.5	.50



VALVE SIZE	FLANGE DRILLING	DIMENSIONAL DATA SHEET OPTIONAL VALVE SHAFTS	PART NO.	
PRESSURE RATING			DRAWING NO.	REV
CUSTOMER/PROJECT			70-004	C
INQ./PO NO.			DATE	
ORDER NO.			6/09	
CERTIFIED BY	DATE			