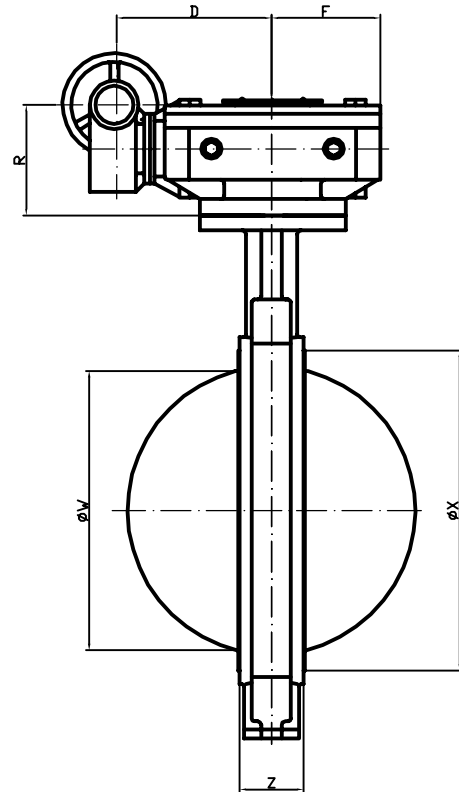
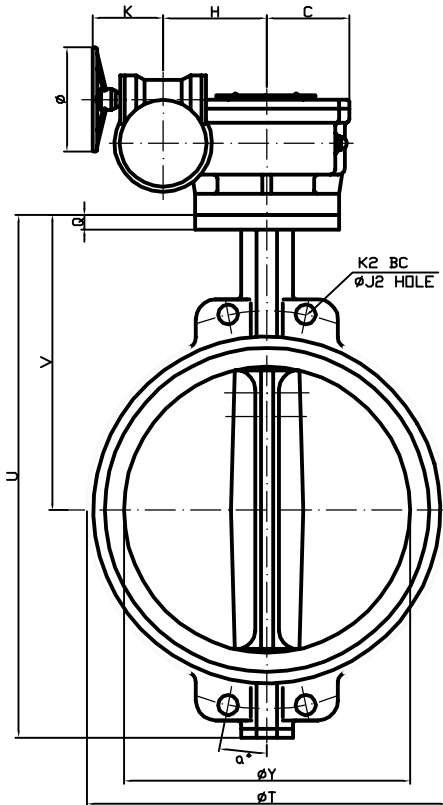
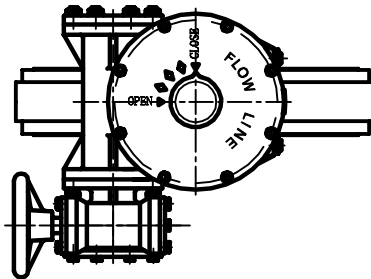


Valve Size	Z	Y	X	W	V	U	T	R	Q	C	K	Ø	F	D	H	JOINT FLANGE DRILLING				WGT lb
																K2	#HOLES	J2	a°	
16	3.41	15.34	17.29	14.96	15.75	27.91	19.21	4.53	0.79	3.78	5.63	11.18	3.86	6.5	3.62	21.25	4	1.06	11.25°	258
18	4.16	17.34	19.25	16.85	16.61	29.53	21.22	4.53	0.79	3.78	5.63	11.18	3.86	6.5	3.62	22.75	4	1.25	11.25°	297
20	5.13	19.35	21.02	18.62	18.90	33.11	23.35	4.21	0.87	4.09	5.63	11.18	4.15	6.69	3.62	25	4	1.25	9°	361
24	5.96	23.33	25.74	22.52	22.13	40.20	32.13	5.24	0.87	5.51	6.32	15.28	5.49	7.85	4.84	29.5	4	1.38	9°	572



VALVE SIZE	FLANGE DRILLING
PRESSURE RATING	
CUSTOMER/PROJECT	
INQ/PO NO.	
ORDER NO.	
CERTIFIED BY	DATE

**DIMENSIONAL DATA SHEET
 WAFER TYPE BUTTERFLY
 VALVE GEAR OPERATOR
 SERIES 84
 SIZES 16"-24"**

PART NO.	
DRAWING NO. FL84-003	REV A
DATE 6/15/09	